


### Battery pack Connection:



Connect main battery pack with the connector orientated as below:



### Back up battery connection:

**NB:- IMPORTANT - Fit back up battery life after fitting main battery.**

To fit back up battery first un-plug membrane ribbon cable from pcb. Fit battery as shown below. Make sure battery is the right way up, fully inserted and that care is taken to not short circuit the battery. Plug membrane cable back onto pcb header making sure it is aligned correctly or membrane buttons will not function.




**(DANGER)**

SHOWS CORRECT ORIENTATION

SHOWS IN-CORRECT ORIENTATION

### Battery pack Connection:



Connect main battery pack with the connector orientated as below:



### Back up battery connection:

**NB:- IMPORTANT - Fit back up battery life after fitting main battery.**

To fit back up battery first un-plug membrane ribbon cable from pcb. Fit battery as shown below. Make sure battery is the right way up, fully inserted and that care is taken to not short circuit the battery. Plug membrane cable back onto pcb header making sure it is aligned correctly or membrane buttons will not function.



**(DANGER)**

SHOWS CORRECT ORIENTATION

SHOWS IN-CORRECT ORIENTATION